



ProV™ 200 Series Picture & Transom Parts Reference Catalog

#563174

FOR PRODUCT PRODUCED AFTER 05/94

Transom Direct Set



Picture Direct Set




Use with:

- 930 Single Hung
- 930 Double Hung
- 930 Gliding Window

PICTURE & TRANSOM

Mull/Stack



Use with:

- 930 Single Hung
- 930 Double Hung

NOTE:

Gliding Windows CANNOT be mulled or stacked with the 930 Picture & Transom units OR with another Gliding Window.

MULL/STACK

Order Form



ORDER FORM



Order Form

Please Read First

Complete All Applicable Sections and Items

An Order Form must be completed for each type of unit.
e.g., Half Round, Quarter Round

I AM ORDERING: (Check all that apply)

- Replacement Glass
- Replacement Exterior Trim
- Other _____
(Please Specify)
- Replacement Glazing Beads
- Replacement Interior Trim

Section 1 REQUIRED

UNIT INFORMATION

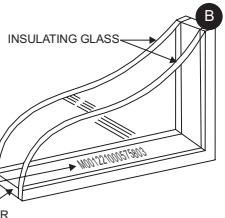
ORDER FORM

1. Manufacturing Date/Glass Identification Number(s) _____

(Please include Original Order Number and/or Item Number if possible)

A

IGMAC
IGCC © CBA
LoE
CARDINAL
CIG-3 3-99



Markings are etched in the glass (A) or are printed/stamped on one of the four sides of the spacer channel which separates the two panes of glass (B).

2. Standard Catalog Size _____

(See the Standard Catalog Size Charts on pages 5-11 in the Picture & Transom Parts Reference Catalog #563173)

3. Color White Sandtone

4. Quantity *(Total # of units requiring Replacement Parts)* _____

Quantity Left-Hand* _____ Quantity Right-Hand* _____ *(*Left and Right quantities are required for Quarter Radius Units only)*

Quantity Not Handed _____

5. Shape Handing

Width _____ Height _____ Short Leg Height** _____ *(**Short Leg Height is required for Extended Leg Radius Units only)*

6. Special Shapes

1/2 Round 1/4 Round Ellipse Eyebrow Modified Eyebrow

Other *(Special Shape*)* _____ *(*Please include shape)*

Drawings not to scale.



Example

Section 1 REQUIRED

UNIT INFORMATION

Required

1. Manufacturing Date/Glass Identification Numbers A30095X27C3M

22113002585 / 001-01

(Please include Original Order Number and/or Item Number if possible)

2. Standard Catalog Size N/A if Special Shapes are listed

(See the Standard Catalog Size Charts on pages 5-11 in the Picture & Transom Parts Reference Catalog #563173)

3. Color White Sandtone

4. Total Quantity of units requiring Replacement Parts 1

Quantity Left-Hand* 1 Quantity Right-Hand* 0 (*Left and Right quantities are required for Quarter Radius Units only)

Quantity Not Handed 0

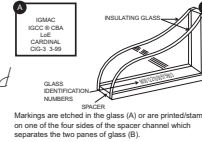
5. Shape Handing

Width 12" Height 14" Short Leg Height** _____ (**Short Leg Height is required for Extended Leg Radius Units only)

6. Special Shapes

1/2 Round 1/4 Round Ellipse Eyebrow Modified Eyebrow

Other (Special Shape*) Right Triangle (*Please include shape)



Please look for Rough Opening (Width x Height)

Required in units available with LEFT or Right orientation.

Please look for Rough Opening (Width x Height)

Picture & Transom Window
Order Form

Order Form
Please Read First

I AM ORDERING: (Check all that apply)

Replacement Glass Replacement Exterior Trim Other _____ (Please Specify)

Replacement Glazing Beads

Replacement Interior Trim

Section 1
REQUIRED

UNIT INFORMATION

1. Manufacturing Date/Glass Identification Numbers _____

(Please include Original Order Number and/or Item Number if possible)

2. Standard Catalog Size _____

(See the Standard Catalog Size Charts on pages 5-11 in the Picture & Transom Parts Reference Catalog #563173)

3. Color White Sandtone

4. Total Quantity of units requiring Replacement Parts _____

Quantity Left-Hand* _____ Quantity Right-Hand* _____ (*Left and Right quantities are required for Quarter Radius Units only)

Quantity Not Handed _____

5. Shape Handing

Width _____ Height _____ Short Leg Height** _____ (**Short Leg Height is required for Extended Leg Radius Units only)

6. Special Shapes

1/2 Round 1/4 Round Ellipse Eyebrow Modified Eyebrow

Other (Special Shape*) _____ (*Please include shape)

Drawings not to scale.

930 CATALOG: VPP | (3/06) www.vetterwindows.com

Section 2

GLASS OPTIONS

ORDER FORM

7. Glazing

- HiPro4™ (Low-E²)
- Easy Care™ (Low-E²)
- Clear Insulated
- Sun 140 (Southern Low-E²)

8. Tempered Glass

- Yes
- No

9. Airspace Options

- None
- Argon-Filled
- High Altitude

10. Glass Tint


- None
- Bronze
- Gray

11. Glass Options

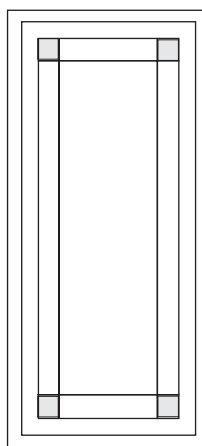
- None
- Obscure
- Sound Controlled (Laminated .030)

12. Grille Style

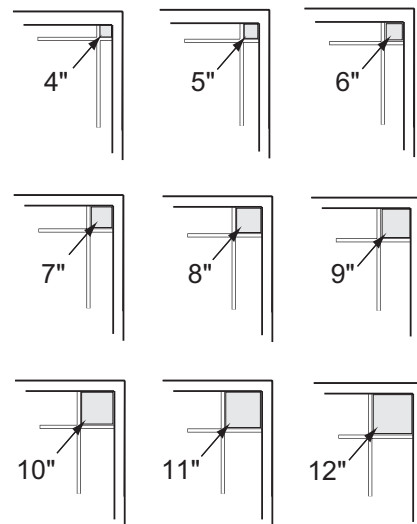
- No Grille(s)
- Colonial



- Prairie



For Prairie style, please circle set-back size.



Note: 4" Set-back is standard

13. Grille Type

- 5/8" Flat Grilles In Airspace (GIA)
- 3/4" Profiled Grilles In Airspace (GIA)
- Optically Divided Lite (V-Groove)

14. Grille Color

- White
- Sandtone

15. Grille Pattern

- Standard
- Custom (Please attach a drawing when ordering a Custom Pattern)

Drawings not to scale.



Section 3

EXTERIOR/INTERIOR ACCESSORIES

16. Exterior Accessories

- Simulated Flat Casing Flat Casing Return
- Simulated Brickmould 5/8" J-Channel 7/8" J-Channel Masonry Flange
- Replacement Nailing Fin Trim Connector

17. Interior Accessories

- 1/2" Drywall Receptor 5/8" Drywall Receptor 3/4" Trim Receptor Extension Jamb Clip
- Jamb Extenders: Size _____ (See page 2 of the Picture & Transom Parts Reference Catalog #563173 for replacement sizes.)
(Up to 7 1/16" for Special Shapes)

Material: Ash Pine Composite

ORDER
FORM