



# Vetter® 620/820 Parts Reference Catalog

#566367

FOR PRODUCT PRODUCED AFTER 02/03




Casement

CASEMENT



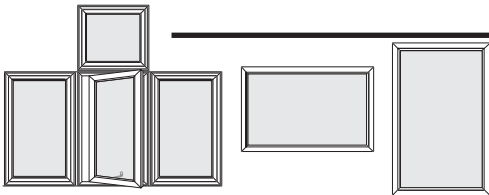
Awning

AWNING



Bow/Bay

BOW/BAY



- Picture & Transom
- Mull/Stack

MULL/STACK  
PICTURE &  
TRANSOM



Order Form

- Replacement parts for non-rectangular special shapes can be ordered using the Order Form section #566366.

ORDER  
FORM



**TABLE OF CONTENTS:**

Primed Picture & Transom Exploded View	1
Aluminum Clad Picture & Transom Exploded View	2
Picture & Transom Replacement Parts/Brickmould/Accessories	3
Picture & Transom Sizing Charts	10
Aluminum Clad Mull/Stack Exploded View	14
Mull/Stack Replacement Parts/Accessories	15

**DESCRIPTION:**

Wood true sash window with aluminum clad or primed exterior

**INTERIOR OPTIONS:**

Species: Pine, Oak, Maple, Cherry, Mahogany, Alder  
Finish: Primed, Prefinished Stain, Prefinished White

**EXTERIOR OPTIONS:**

Wood: Primed, Primed with Flat Casing  
Aluminum Clad: White, Parchment, Sandalwood, Hunter Green, Sable, Dark Bronze, Charcoal Black, Brick Red

**HARDWARE OPTIONS (MULL / STACK ONLY):**

Clay (Standard), Black, Brass, Brushed Nickel, Oil Rubbed, Tan, White

**DISTINGUISHING FEATURES:**

- Aluminum Clad or Primed construction exterior
- 4 9/16" jamb depth
- Wood interior

**HOW TO ORDER A PART:**

Identify the part using the exploded views and indexes. Reference the part in the Replacement Parts Section using the reference number from the index.

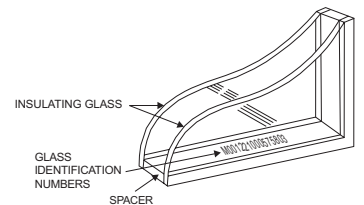
**When ordering replacement parts, unit must be viewed from the exterior.** Replacement parts for non-rectangular special shapes can be ordered using the Order Form section #566366.

**GLASS IDENTIFICATION NUMBERS:**

The glass code number references the date of manufacture, which is helpful in identifying the product.

**When ordering warranty replacement glass, sash or panels, it is necessary to specify the glass identification numbers.** Markings are stamped on one of the four sides of the spacer channel which separates the two panes of glass.

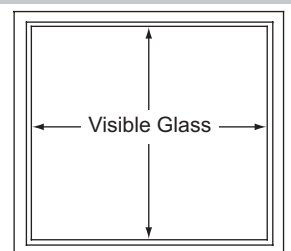
(Refer to the illustration at right)



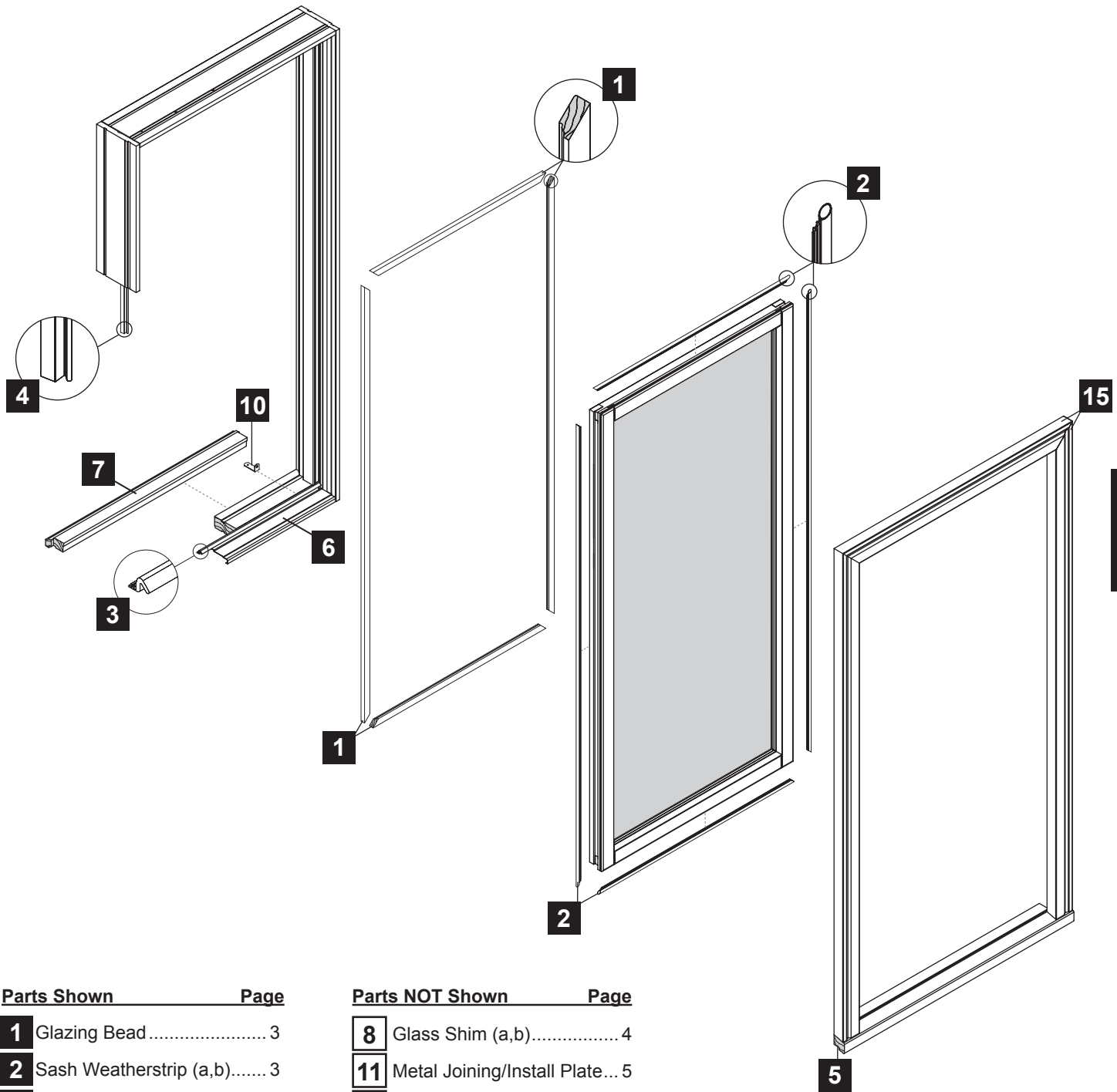
**MEASURING VISIBLE GLASS:**

Typically, a part can be ordered by specifying catalog size or visible glass. The visible glass dimensions can be determined by measuring the width and the height of the exposed glass on the sash from inside the home. (Refer to arrows on the illustration at right)

**Measurements within + or - 1/4" will be rounded to the nearest standard size as given in the tables on the Sizing Charts Section. Visible glass dimensions that are greater or less than 5/16" of a standard size means it is a custom size window.**



MULL/STACK  
PICTURE &  
TRANSOM



**MULLION STACK  
PICTURE &  
TRANSOM**

**Parts Shown** \_\_\_\_\_ **Page**

<b>1</b>	Glazing Bead .....	3
<b>2</b>	Sash Weatherstrip (a,b).....	3
<b>3</b>	Head/Sill Weatherstrip.....	3
<b>4</b>	Side Jamb Weatherstrip .....	3
<b>5</b>	Subsill .....	3
<b>6</b>	Sillcover .....	4
<b>7</b>	Fixed Sill Stop.....	4
<b>10</b>	Fixed Sash Mounting Bracket ..	4
<b>15</b>	Brickmould (a,b,c,d,e,f,g)..	5-6

**Parts NOT Shown** \_\_\_\_\_ **Page**

<b>8</b>	Glass Shim (a,b).....	4
<b>11</b>	Metal Joining/Install Plate...	5
<b>12</b>	Concealed Grille Clip.....	5
<b>13</b>	Side Jamb Spacer .....	5
<b>14</b>	Head/Sill Spacer.....	5
<b>23-25</b>	Accessories .....	8-9

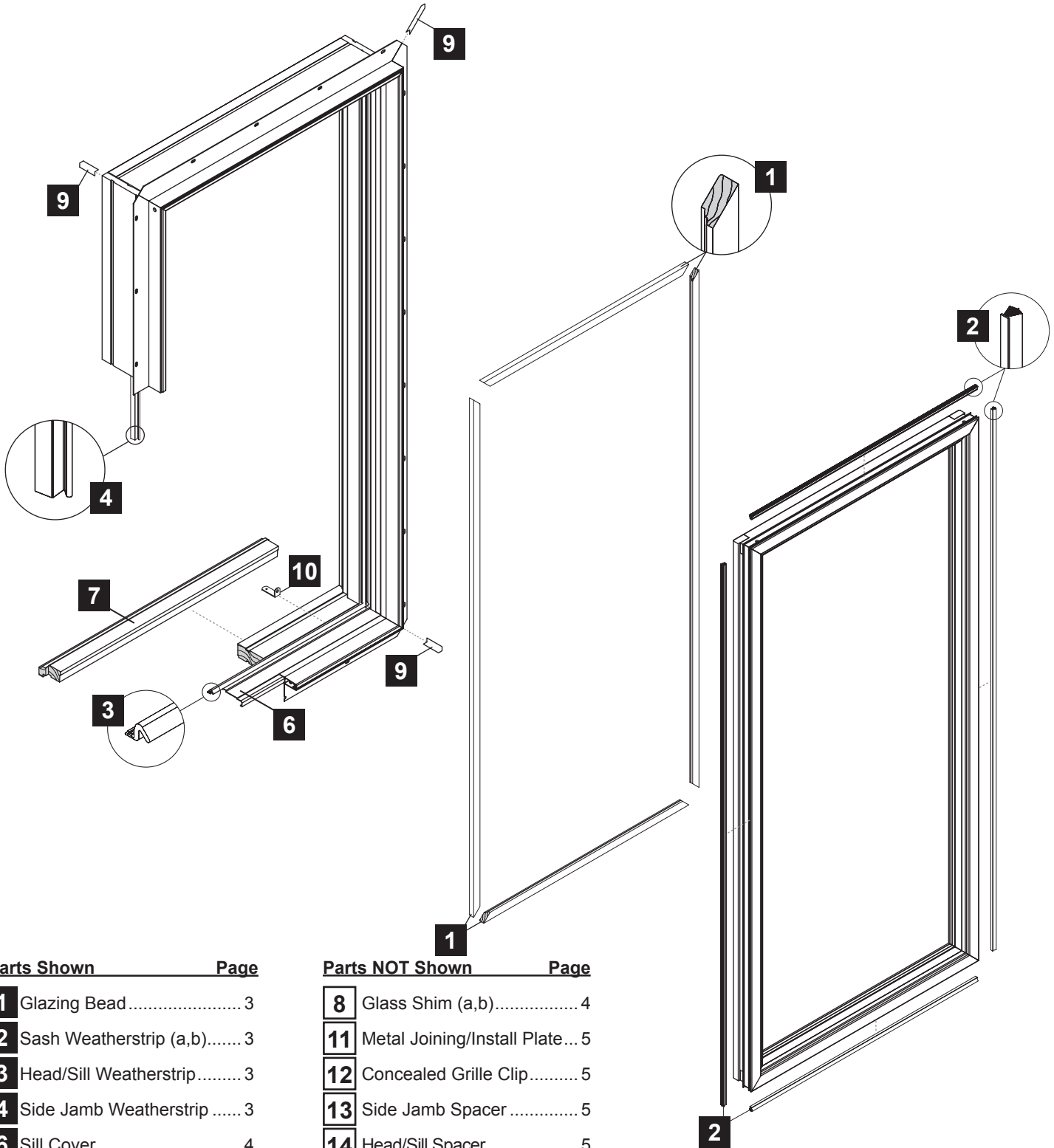
**Note: When ordering replacement parts,  
unit must be viewed from exterior.**

*Drawings not to scale.*



# Aluminum Clad Picture & Transom Exploded View

MULL/STACK  
PICTURE &  
TRANSOM



Parts Shown	Page
<b>1</b> Glazing Bead.....	3
<b>2</b> Sash Weatherstrip (a,b).....	3
<b>3</b> Head/Sill Weatherstrip.....	3
<b>4</b> Side Jamb Weatherstrip .....	3
<b>6</b> Sill Cover .....	4
<b>7</b> Fixed Sill Stop.....	4
<b>9</b> Corner Gusset .....	4
<b>10</b> Fixed Sash Mounting Bracket..	4

Parts NOT Shown	Page
<b>8</b> Glass Shim (a,b).....	4
<b>11</b> Metal Joining/Install Plate...	5
<b>12</b> Concealed Grille Clip.....	5
<b>13</b> Side Jamb Spacer .....	5
<b>14</b> Head/Sill Spacer .....	5
<b>16</b> Brickmould (a,b,c,d,e).....	6-7
<b>17-25</b> Accessories .....	7-9

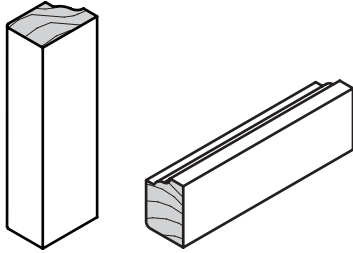
**Note: When ordering replacement parts,  
unit must be viewed from exterior.**

Drawings not to scale.

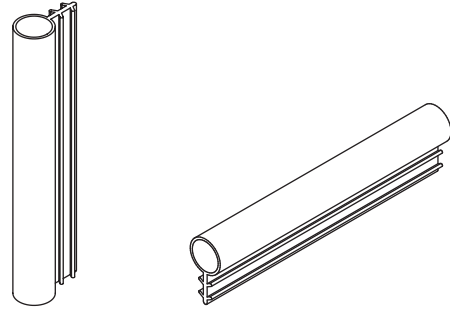
**1 Glazing Bead Package**

Specify Catalog Size \_\_\_\_\_  
(See pages 10-13)


- Pine
- Oak
- Maple
- Cherry
- Mahogany
- Alder



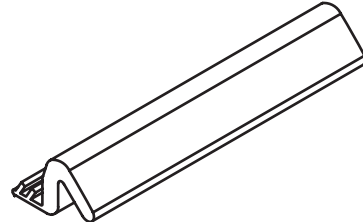
**2a Sash Weatherstrip (Primed Unit only)**



**2b Sash Weatherstrip (Aluminum Clad Unit only)**



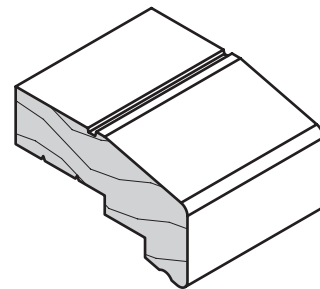
**3 Head/Sill Weatherstrip**



**4 Side Jamb Weatherstrip**



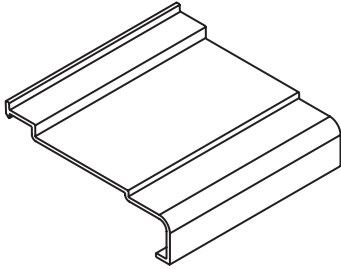
**5 Subsill (Primed Unit only)**



STYLE: HZ

MULL/STACK  
PICTURE &  
TRANSOM

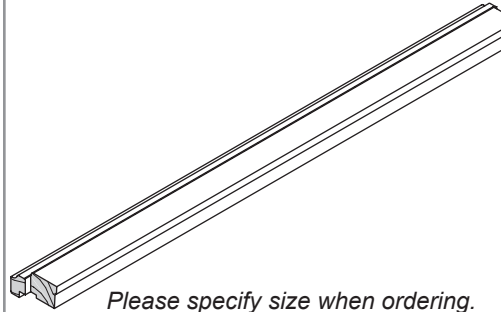
**6** Sill Cover



- White
- Parchment
- Sandalwood
- Hunter Green
- Sable
- Dark Bronze
- Charcoal Black
- Brick Red

STYLE: HZ

**7** Fixed Sill Stop



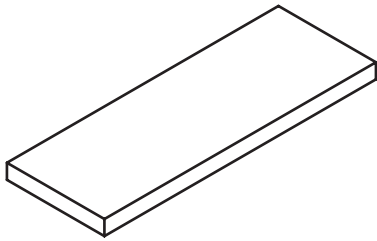
- Pine
- Oak
- Maple
- Cherry
- Mahogany
- Alder

*Please specify size when ordering.*

STYLE: HZ

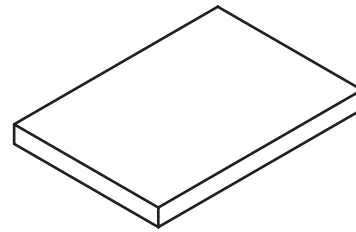
MULL/STACK  
PICTURE &  
TRANSOM

**8a** Glass Shim (Primed Unit only)



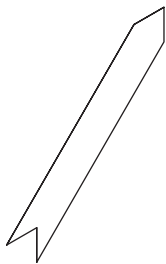
STYLE: MISC

**8b** Glass Shim (Aluminum Clad Unit only)



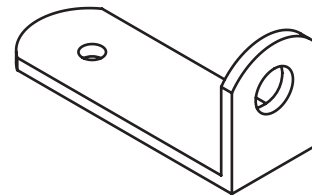
STYLE: MISC

**9** Corner Gusset (Aluminum Clad Unit only)



STYLE: MISC

**10** Fixed Sash Mounting Bracket



STYLE: MISC



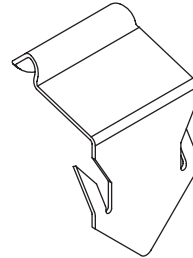
# Picture & Transom Replacement Parts/Brickmould Accessories

**11** Metal Joining/Installation Plate



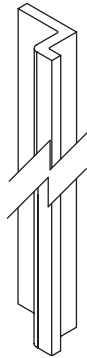
STYLE: MISC

**12** Concealed Grille Clip (pkg. of 10)



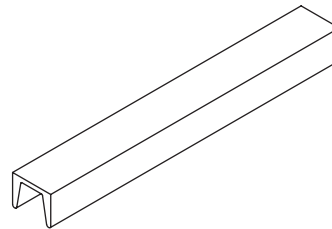
STYLE: MISC

**13** Side Jamb Spacer



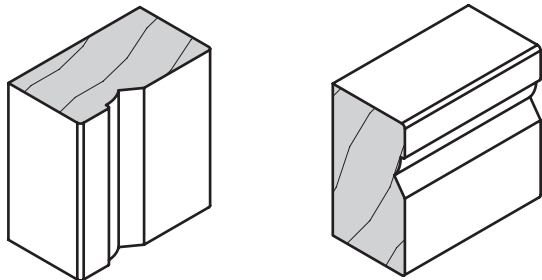
STYLE: MISC

**14** Head/Sill Spacer



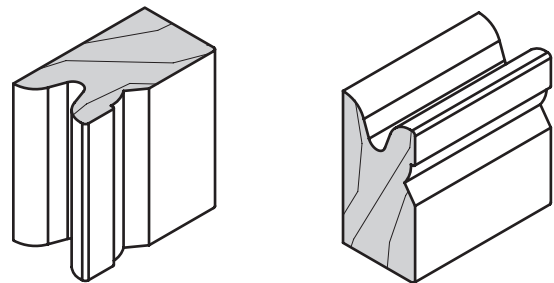
STYLE: MISC

**15a** V-Groove (Primed Unit only)



STYLE: AC

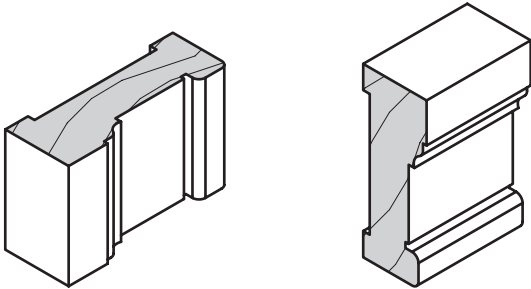
**15b** Stucco Keyed V-Groove (Primed Unit only)



STYLE: AC

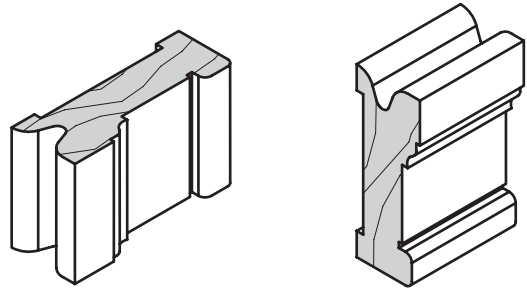
MULL/STACK  
PICTURE &  
TRANSOM

**15c** Historical (Primed Unit only)



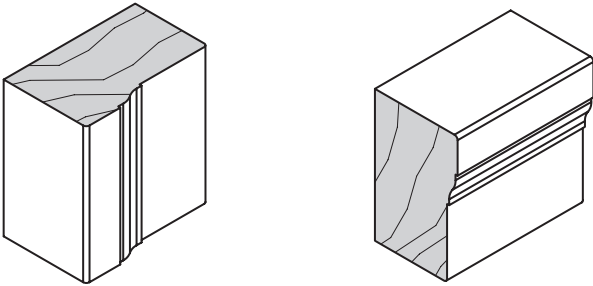
STYLE: AC

**15d** Stucco Keyed Historical (Primed Unit only)



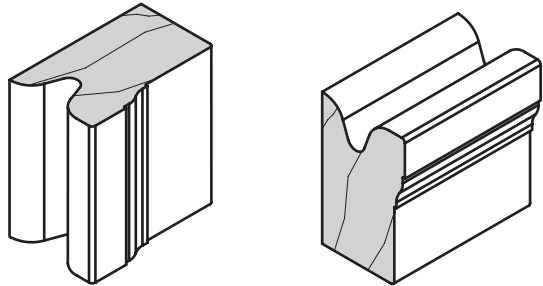
STYLE: AC

**15e** WM180 (Primed Unit only)



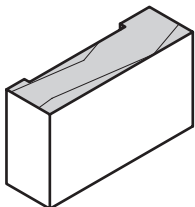
STYLE: AC

**15f** Stucco Keyed WM180 (Primed Unit only)



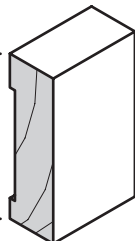
STYLE: AC

**15g** Flat Casing (Primed Unit only)



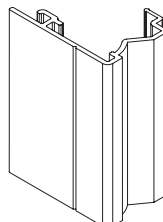
STYLE: AC

OVERALL HEIGHT

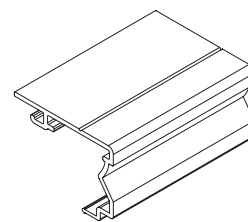


- 3-1/2"
- 4"
- 4-1/4"
- 4-1/2"
- 4-3/4"
- 5"
- 5-1/4"
- 5-1/2"
- 5-3/4"
- 6"

**16a** V-Groove Brickmould (Aluminum Clad Unit only)

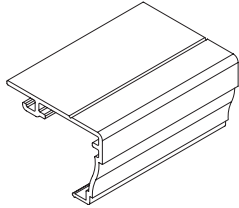
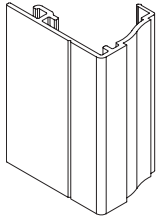


STYLE: AC



- White
- Parchment
- Sandalwood
- Hunter Green
- Sable
- Dark Bronze
- Charcoal Black
- Brick Red

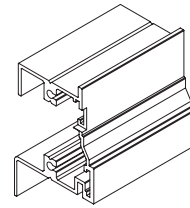
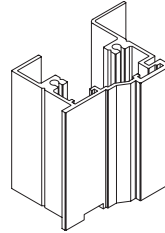
## 16b 1" Brickmould (Aluminum Clad Unit only)



- White
- Parchment
- Sandalwood
- Hunter Green
- Sable
- Dark Bronze
- Charcoal Black
- Brick Red

STYLE: AC

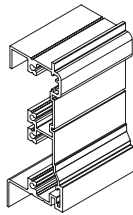
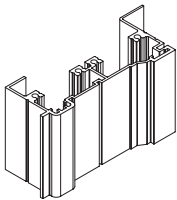
## 16c Traditional Brickmould (Aluminum Clad Unit only)



- White
- Parchment
- Sandalwood
- Hunter Green
- Sable
- Dark Bronze
- Charcoal Black
- Brick Red

STYLE: AC

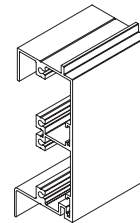
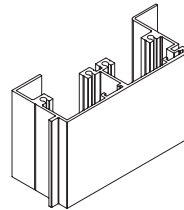
## 16d Historical Brickmould (Aluminum Clad Unit only)



- White
- Parchment
- Sandalwood
- Hunter Green
- Sable
- Dark Bronze
- Charcoal Black
- Brick Red

STYLE: AC

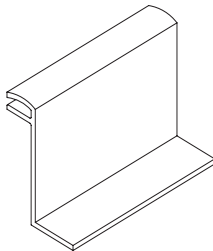
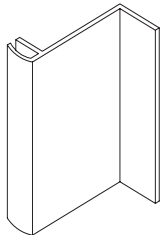
## 16e Flat Casing (Aluminum Clad Unit only)



- White
- Parchment
- Sandalwood
- Hunter Green
- Sable
- Dark Bronze
- Charcoal Black
- Brick Red

STYLE: AC

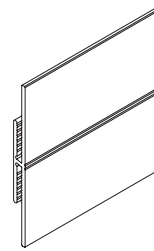
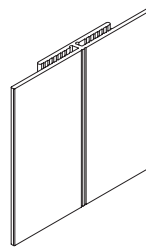
## 17 Trim Receptor (Aluminum Clad Unit only)



- White
- Parchment
- Sandalwood
- Hunter Green
- Sable
- Dark Bronze
- Charcoal Black
- Brick Red

STYLE: AC

## 18 Mull Receptor (Aluminum Clad Unit only)



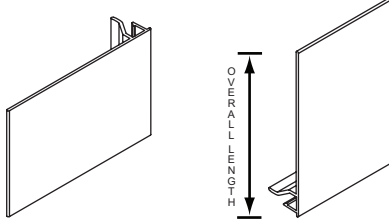
- White
- Parchment
- Sandalwood
- Hunter Green
- Sable
- Dark Bronze
- Charcoal Black
- Brick Red

STYLE: AC

MULL/STACK  
PICTURE &  
TRANSOM

## 19 Short Trim Flange (Aluminum Clad Unit only)

Overall length is 3-1/8"

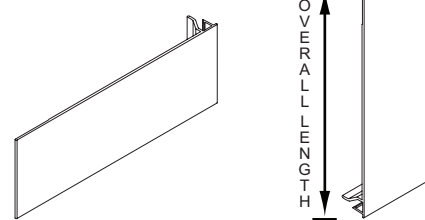


STYLE: AC

- White
- Parchment
- Sandalwood
- Hunter Green
- Sable
- Dark Bronze
- Charcoal Black
- Brick Red

## 20 Long Trim Flange (Aluminum Clad Unit only)

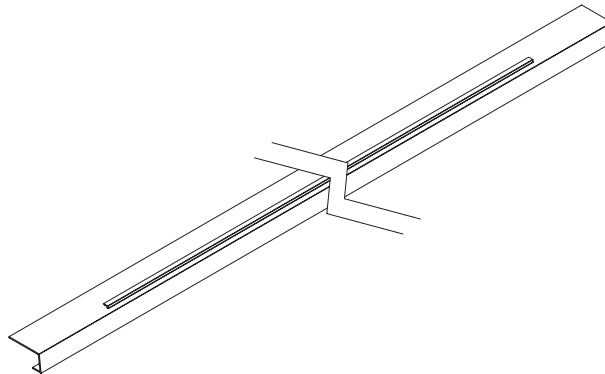
Overall length is 5-15/16"



STYLE: AC

- White
- Parchment
- Sandalwood
- Hunter Green
- Sable
- Dark Bronze
- Charcoal Black
- Brick Red

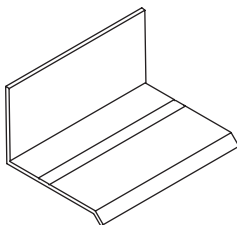
## 21 Sill Nosing (Aluminum Clad Unit only)



STYLE: AC

- White
- Parchment
- Sandalwood
- Hunter Green
- Sable
- Dark Bronze
- Charcoal Black
- Brick Red

## 22 Drip Cap (Aluminum Clad Unit only)

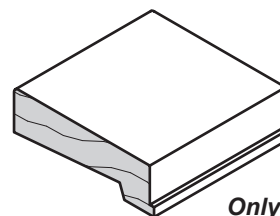


STYLE: AC

- White
- Parchment
- Sandalwood
- Hunter Green
- Sable
- Dark Bronze
- Charcoal Black
- Brick Red

## 23 Radius Field Applied Add-On Extender

Used for Radius units only.



STYLE: AC

- 2" (for a 6-9/16" wall)
- 2-1/2" (for a 7-1/16" wall)
- Pine
- Oak
- Maple
- Cherry
- Mahogany
- Alder

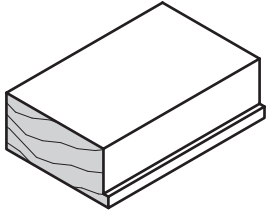
Only offered as cut to length.

## 24 Field Applied Add-On Extender (Lineal)

- 1/4" (for a 4-13/16" wall)\*
- 1/2" (for a 5-1/16" wall)\*
- 11/16" (for a 5-1/4" wall)\*
- 3/4" (for a 5-5/16" wall)
- 1" (for a 5-9/16" wall)
- 1-3/16" (for a 5-3/4" wall)

\*Standard sizes

- Pine
- Oak
- Maple
- Cherry
- Mahogany
- Alder



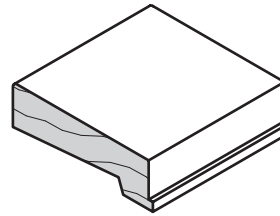
STYLE: AC

## 25 Field Applied Add-On Extender (Lineal)

- 1-7/16" (for a 6" wall)\*
- 1-1/2" (for a 6-1/16" wall)
- 1-7/8" (for a 6-7/16" wall)
- 1-15/16" (for a 6-1/2" wall)
- 2" (for a 6-9/16" wall)\*
- 2-1/4" (for a 6-13/16" wall)\*
- 2-3/8" (for a 6-15/16" wall)
- 2-1/2" (for a 7-1/16" wall)\*
- 2-9/16" (for a 7-1/8" wall)
- 2-11/16" (for a 7-1/4" wall)
- 2-3/4" (for a 7-3/16" wall)
- 2-7/8" (for a 7-7/16" wall)
- 3" (for a 7-9/16" wall)
- 3-3/16" (for a 7-3/4" wall)
- 3-3/8" (for a 7-15/16" wall)

\*Standard Sizes

- Pine
- Oak
- Maple
- Cherry
- Mahogany
- Alder



STYLE: AC



ALUMINUM CLAD AND PRIMED WOOD CASEMENT WINDOWS  
PICTURE WINDOWS

	Aluminum Clad Unit Dimension										
	3' 4"	4' 0"	4' 6"	4' 8"	5' 0"	5' 4"	6' 0"				
	Primed Unit Dimension										
	3' 6-7/8"	4' 2-7/8"	4' 8-7/8"	4' 10-7/8"	5' 2-7/8"	5' 6-7/8"	6' 2-7/8"				
	Aluminum Clad Rough Opening										
3' 5"	4' 1"	4' 7"	4' 9"	5' 1"	5' 5"	6' 1"					
Primed Rough Opening											
3' 5"	4' 1"	4' 7"	4' 9"	5' 1"	5' 5"	6' 1"					
Soft Metric R.O. (mm)											
1041	1245	1397	1449	1549	1651	1854					
Glass Size											
36"	44"	50"	52"	56"	60"	68"					
3' 0"	3' 2-3/4"	3' 0-1/2"	3' 1-1/4"	32"	3430	4030	4630	4830	5030	5430	6030
3' 6"	3' 8-3/4"	3' 6-1/2"	3' 7-1/4"	38"	3436	4036	4636	4836	5036	5436	6036
4' 0"	4' 2-3/4"	4' 0-1/2"	4' 1-1/4"	44"	3440	4040	4640	4840	5040	5440	6040
4' 6"	4' 8-3/4"	4' 6-1/2"	4' 7-1/4"	50"	3446	4046	4646	4846	5046	5446	6046
5' 0"	5' 2-3/4"	5' 0-1/2"	5' 1-1/4"	56"	3450	4050	4650	4850	5050	5450	6050
5' 6"	5' 8-3/4"	5' 6-1/2"	5' 7-1/4"	62"	3456	4056	4656	4856	5056	5456	6056
6' 0"	6' 2-3/4"	6' 0-1/2"	6' 1-1/4"	68"	3460	4060	4660	4860	5060	5460	6060

Standard Colonial Grille Patterns Shown

Note: Primed R.O. Heights are 3/4" Taller than Aluminum Clad R.O. Heights.

MULL/STACK  
PICTURE &  
TRANSOM



ALUMINUM CLAD AND PRIMED WOOD CASEMENT WINDOWS  
SASH SET TRANSOM WINDOWS

Aluminum Clad Unit Dimension		1' 6"	1' 8"	2' 0"	2' 4"	2' 6"	2' 8"	3' 0"
Primed Unit Dimension		1' 8-7/8"	1' 10-7/8"	2' 2-7/8"	2' 6-7/8"	2' 8-7/8"	2' 10-7/8"	3' 2-7/8"
Aluminum Clad Rough Opening		1' 7"	1' 9"	2' 1"	2' 5"	2' 7"	2' 9"	3' 1"
Primed Rough Opening		1' 7"	1' 9"	2' 1"	2' 5"	2' 7"	2' 9"	3' 1"
Soft Metric R.O. (mm)		483	533	635	737	787	838	940
Glass Size		14"	16"	20"	24"	26"	28"	32"
1' 6"	2' 8-3/4"							
	2' 6-1/2"							
	2' 4-1/4"							
	2' 2-3/4"							
1' 8"	2' 8-3/4"							
	2' 6-1/2"							
	2' 4-1/4"							
	2' 2-3/4"							
2' 0"	2' 8-3/4"							
	2' 6-1/2"							
	2' 4-1/4"							
	2' 2-3/4"							
2' 6"	2' 8-3/4"							
	2' 6-1/2"							
	2' 4-1/4"							
	2' 2-3/4"							

MULL/STACK  
PICTURE &  
TRANSOM

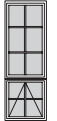













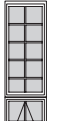

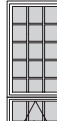
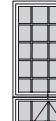


















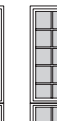


Aluminum Clad Unit Dimension		3' 4"	4' 0"	4' 6"	4' 8"	5' 0"	5' 4"	6' 0"
Primed Unit Dimension		3' 6-7/8"	4' 2-7/8"	4' 8-7/8"	4' 10-7/8"	5' 2-7/8"	5' 6-7/8"	6' 2-7/8"
Aluminum Clad Rough Opening		3' 5"	4' 1"	4' 7"	4' 9"	5' 1"	5' 5"	6' 1"
Primed Rough Opening		3' 5"	4' 1"	4' 7"	4' 9"	5' 1"	5' 5"	6' 1"
Soft Metric R.O. (mm)		1041	1245	1397	1448	1549	1651	1854
Glass Size		36"	44"	50"	52"	56"	60"	68"
1' 6"	2' 8-3/4"							
	2' 6-1/2"							
	2' 4-1/4"							
	2' 2-3/4"							
1' 8"	2' 8-3/4"							
	2' 6-1/2"							
	2' 4-1/4"							
	2' 2-3/4"							
2' 0"	2' 8-3/4"							
	2' 6-1/2"							
	2' 4-1/4"							
	2' 2-3/4"							
2' 6"	2' 8-3/4"							
	2' 6-1/2"							
	2' 4-1/4"							
	2' 2-3/4"							

Standard Colonial Grille Patterns Shown

Note: Primed R.O. Heights are 3/4" Taller than Aluminum Clad R.O. Heights.



ALUMINUM CLAD AND PRIMED WOOD AWNING WINDOWS  
PICTURE AWNING WINDOWS

Aluminum Clad Unit Dimension	2' 0"	2' 6"	3' 0"	3' 4"	4' 0"	4' 6"	5' 0"					
Primed Unit Dimension	2' 2-7/8"	2' 8-7/8"	3' 2-7/8"	3' 6-7/8"	4' 2-7/8"	4' 8-7/8"	5' 2-7/8"					
Aluminum Clad Rough Opening	2' 1"	2' 7"	3' 1"	3' 5"	4' 1"	4' 7"	5' 1"					
Primed Rough Opening	2' 1"	2' 7"	3' 1"	3' 5"	4' 1"	4' 7"	5' 1"					
Soft Metric R.O. (mm)	635	787	940	1041	1245	1397	1549					
Glass Size	20"	26"	32"	36"	44"	50"	56"					
6' 0"	6' 2-3/4"	6' 0-1/2"	6' 1-1/4"	1842 / 1861	44" / 20"							
204020	264020	304020	344020	404020	464020	504020						
7' 0"	7' 2-3/4"	7' 0-1/2"	7' 1-1/4"	2146 / 2165	55" / 20"							
205020	265020	305020	345020	405020	465020	505020						
8' 0"	8' 2-3/4"	8' 0-1/2"	8' 1-1/4"	2451 / 2470	68" / 20"							
206020	266020	306020	346020	406020	466020	506020						
6' 6"	6' 8-3/4"	6' 6-1/2"	6' 7-1/4"	1994 / 2013	44" / 26"							
264026	304026	344026	404026	464026	504026							
7' 6"	7' 8-3/4"	7' 6-1/2"	7' 7-1/4"	2299 / 2318	55" / 26"							
265026	305026	345026	405026	465026	505026							
8' 6"	8' 8-3/4"	8' 6-1/2"	8' 7-1/4"	2604 / 2623	68" / 26"							
266026	306026	346026	406026	466026	506026							





























Standard Colonial Grille Patterns Shown

Note: Primed R.O. Heights are 3/4" Taller than Aluminum Clad R.O. Heights.

MULL/STACK  
PICTURE &  
TRANSOM



ALUMINUM CLAD AND PRIMED WOOD AWNING WINDOWS  
FIXED PICTURE WINDOWS

Aluminum Clad Unit Dimension	3' 4"	4' 0"	4' 6"	5' 0"					
Primed Unit Dimension	3' 6-7/8"	4' 2-7/8"	4' 8-7/8"	5' 2-7/8"					
Aluminum Clad Rough Opening	3' 5"	4' 1"	4' 7"	5' 1"					
Primed Rough Opening	3' 5"	4' 1"	4' 7"	5' 1"					
Soft Metric R.O. (mm)	1041	1245	1397	1549					
Glass Size	36"	44"	50"	56"					
3' 0"	3' 2-3/4"	3' 0-1/2"	3' 1-1/4"	927 / 946	32"	 3430	 4030	 4630	 5030
3' 6"	3' 8-3/4"	3' 6-1/2"	3' 7-1/4"	1080 / 1099	38"	 3436	 4036	 4636	 5036
4' 0"	4' 2-3/4"	4' 0-1/2"	4' 1-1/4"	1232 / 1251	44"	 3440	 4040	 4640	 5040
4' 6"	4' 8-3/4"	4' 6-1/2"	4' 7-1/4"	1384 / 1403	50"	 3446	 4046	 4646	 5046
5' 0"	5' 2-3/4"	5' 0-1/2"	5' 1-1/4"	1537 / 1556	56"	 3450	 4050	 4650	 5050
5' 6"	5' 8-3/4"	5' 6-1/2"	5' 7-1/4"	1689 / 1708	62"	 3456	 4056	 4656	 5056
6' 0"	6' 2-3/4"	6' 0-1/2"	6' 1-1/4"	1842 / 1861	68"	 3460	 4060	 4660	 5060

Standard Colonial Grille Patterns Shown

Note: Primed R.O. Heights are 3/4" Taller than Aluminum Clad R.O. Heights.

MULL/STACK  
PICTURE &  
TRANSOM



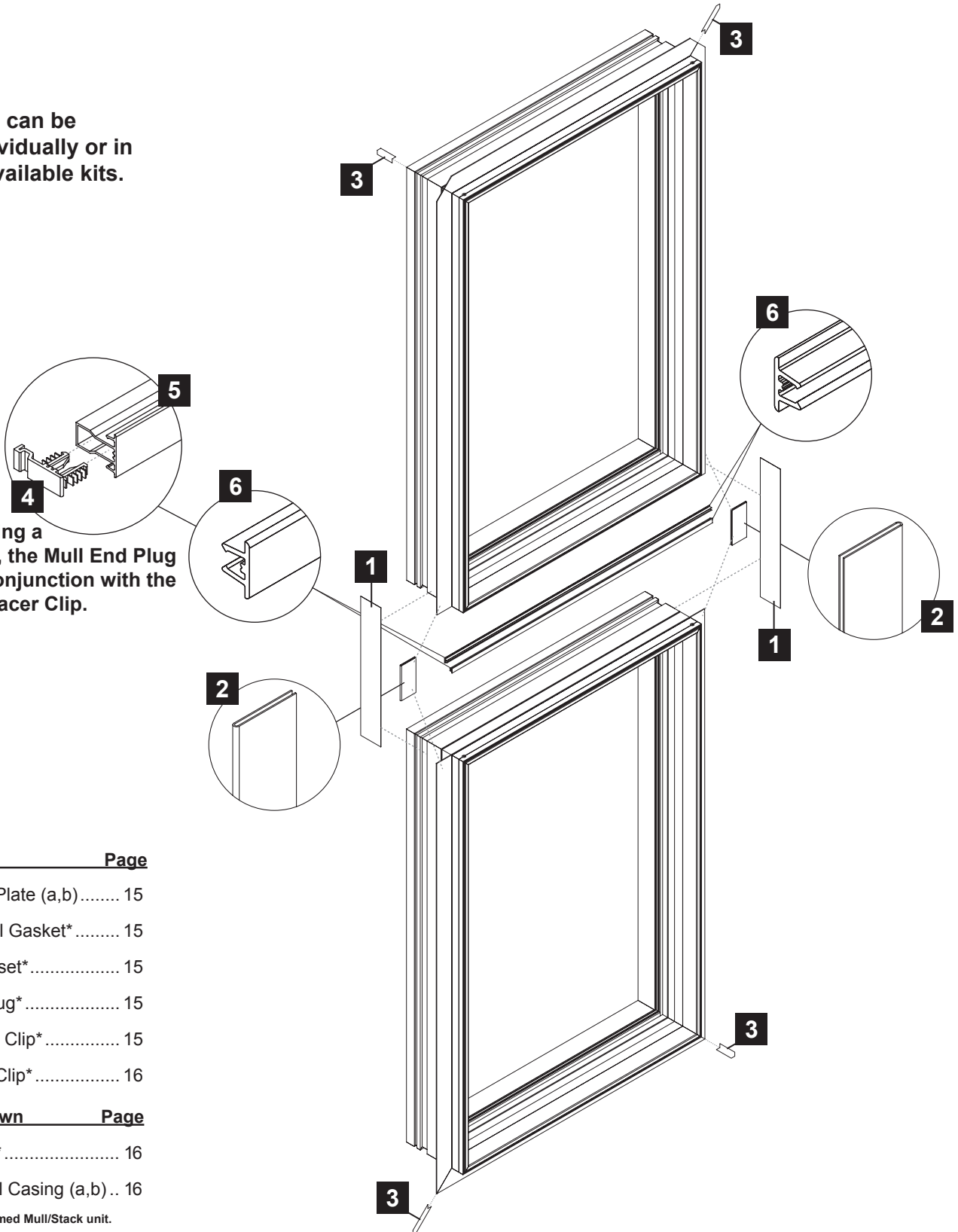
# Aluminum Clad Mull/Stack Exploded View

**NOTE:** Tight Mull on Aluminum Clad unit shown, Primed unit similar. Half Round, Ellipse, and Eyebrow units are Tight Mullied.

Parts shown can be ordered individually or in one of the available kits.

- Stack Kit
- Mull Kit

MULL/STACK  
PICTURE &  
TRANSOM



When applying a Spread Mull, the Mull End Plug is used in conjunction with the 1/2" Mull Spacer Clip.

Parts Shown	Page
<b>1</b> Mull/Install Plate (a,b) .....	15
<b>2</b> Nail Fin Mull Gasket* .....	15
<b>3</b> Corner Gusset* .....	15
<b>4</b> Mull End Plug* .....	15
<b>5</b> Mull Spacer Clip* .....	15
<b>6</b> Direct Mull Clip* .....	16

Parts NOT Shown	Page
<b>7</b> Mull Cover* .....	16
<b>8</b> Interior Mull Casing (a,b) ..	16

\*Not available on a Primed Mull/Stack unit.

**Note: When ordering replacement parts, unit must be viewed from exterior.**



**1a** Mull Plate

The Mull Plate can be used **in place of** the Metal Joining/Installation Plate.



STYLE: **MISC**


**1b** Metal Joining/Installation Plate

The Metal Joining/Installation Plate can be used **in place of** the Mull Plate.




STYLE: **MISC**

**2** Nail Fin Mull Gasket (Aluminum Clad Unit only)



STYLE: **MISC**

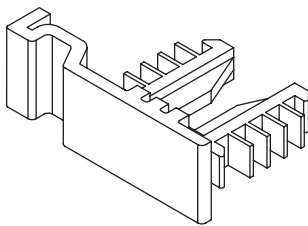
**3** Corner Gusset (Aluminum Clad Unit only)



STYLE: **MISC**

**4** Mull End Plug (Aluminum Clad Unit only)

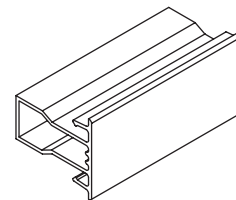
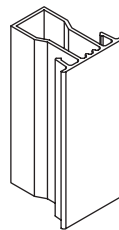
Used only for 1/2" Spread Mull.



STYLE: **MISC**

**5** Mull Spacer Clip (Aluminum Clad Unit only)

Used only for 1/2" Spread Mull.

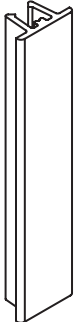


- White
- Parchment
- Sandalwood
- Hunter Green
- Sable
- Dark Bronze
- Charcoal Black
- Brick Red

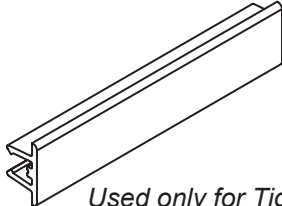
STYLE: **AC**

MULL/STACK  
PICTURE &  
TRANSOM

## 6 Direct Mull Clip (Aluminum Clad Unit only)



STYLE: AC

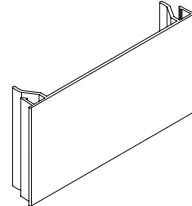


*Used only for Tight Mull/Stack.*

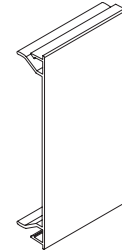
- White
- Parchment
- Sandalwood
- Hunter Green
- Sable
- Dark Bronze
- Charcoal Black
- Brick Red

## 7 Mull Cover (Aluminum Clad Unit only)

*Used only for Spread Mull/Stack.*



STYLE: AC

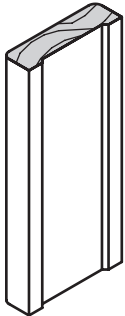


- White
- Parchment
- Sandalwood
- Hunter Green
- Sable
- Dark Bronze
- Charcoal Black
- Brick Red

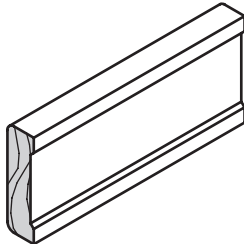
*Available in lineal ONLY.  
(see sizing below)*

- 1-1/2"
- 2"
- 3-1/2"
- 6"

## 8a Interior Mull Casing



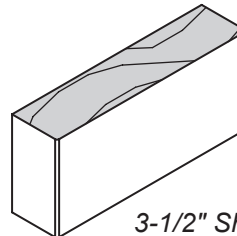
STYLE: AC



- Pine
- Oak
- Maple
- Cherry
- Mahogany
- Alder

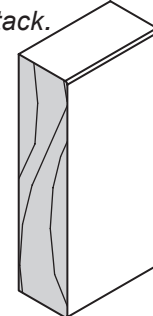
## 8b Interior Mull Casing

*Used only for Spread Mull/Stack.*



STYLE: AC

*3-1/2" Shown.*



- Pine
- Oak
- Maple
- Cherry
- Mahogany
- Alder

- 1/2"
- 1-1/2"
- 2"
- 3-1/2"
- 6"